

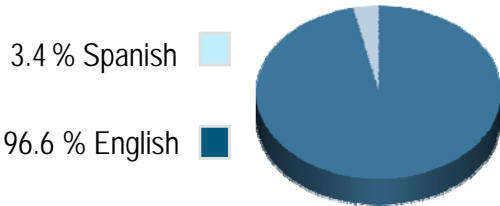


Partee ES

Parent Perception Survey Results 2017-2018

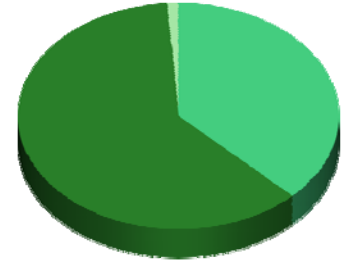
OVERALL SCORE
3.4
Out of 4 Points

Number of parent perception surveys submitted = 88

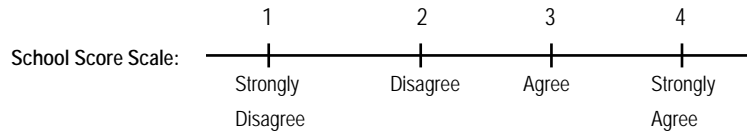


How was the parent perception survey submitted?

- 1.1 % Paper and Pencil
- 61.4 % Computer at school
- 37.5 % Computer at home



What were the school perception survey responses?



Theme	School Score
Instruction: Instruction is of high quality, and my student is challenged while learning the curriculum.	3.4
Technology: The technology used improves learning, and the school is improving my student's technology skills.	3.3
Communication: The school keeps me well informed, and the school communicates in languages I understand.	3.5
Responsiveness: School leaders are responsive to my concerns, and parent/guardian input is considered when making decisions.	3.3
Leadership: The principal is an effective leader who treats students and families with respect, and the principal's top priority is high quality instruction.	3.5
Engagement: Meetings/events are scheduled when someone from my family can attend, and the school helps families support student learning at home.	3.4
Facilities: The school is clean and well-maintained.	3.6
Safety: The school my student attends is safe and secure.	3.5
Discipline: The school promotes positive student behavior, and behavior problems are handled appropriately.	3.4
Citizenship: Students show respect for others at school, and students use good work habits at school.	3.4